
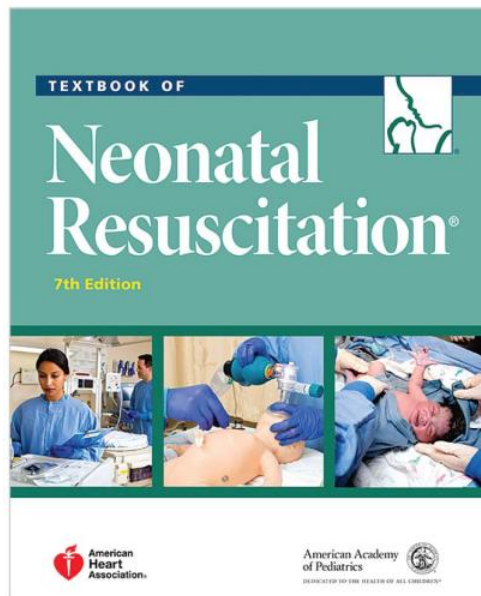


# ONLY ONE

Mercury Products *meet*

## Neonatal Resuscitation Program™ & S.T.A.B.L.E. Guidelines



Reference: Copyright © 2016 American Academy of Pediatrics and American Heart Association. Neonatal Resuscitation®, 7th Edition, Published by the American Academy of Pediatrics, 141 Northwest Point Boulevard, Elk Grove Village, IL 60007-1019, [www.aap.org](http://www.aap.org)

Reference: The S.T.A.B.L.E. Program, Guidelines for Neonatal Healthcare Providers - 6th Edition. ©2013 Kristine A. Karlsen. All rights reserved, Salt Lake City, S.T.A.B.L.E., Inc., [www.stableprogram.org](http://www.stableprogram.org)


S.T.A.B.L.E. - Sugar & Safe Care, Temperature, Airway, Blood Pressure, Lab Work, Emotional Support

**Mercury Medical®**



Your Need . . . Our Innovation®

Since 1963



# ***Neonatal Resuscitation Program™ Guidelines***

Reference: Copyright © 2016 American Academy of Pediatrics and American Heart Association. Neonatal Resuscitation®, 7th Edition, Published by the American Academy of Pediatrics, 141 Northwest Point Boulevard, Elk Grove Village, IL 60007-1019, [www.aap.org](http://www.aap.org)

**MercuryMedical®**

Your Need . . . Our Innovation®



Since 1963

## ***NRP Guidelines:***

T-Piece Resuscitator recommendations, along with a resuscitator comparison chart, are included in the NRP guidelines.

Mercury Medical **“ONLY ONE”** Solution:



Neo-Tee® is the only disposable T-Piece Resuscitator allowing affordable devices for every NICU bedside.

No Capital Equipment and the associated ongoing Biomedical/MFGR maintenance is required.

---

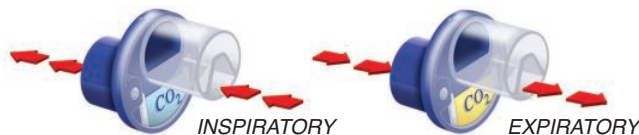
## ***NRP Guidelines:***

Use a CO<sub>2</sub> Detector with ET tubes, between a mask and PPV device and with laryngeal airways.

“As soon as you insert the endotracheal tube, connect a CO<sub>2</sub> Detector and confirm the presence of CO<sub>2</sub> during exhalation.”

They also recommend using a colorimetric CO<sub>2</sub> Detector during ventilation. “Placing the CO<sub>2</sub> detector between the mask and PPV device can provide a visual cue that helps clinicians identify when they have achieved ventilation that inflates the lungs. This includes use with supraglottic airways to ensure proper placement. “As soon as you insert the laryngeal mask and begin PPV, connect a CO<sub>2</sub> Detector and confirm the presence of CO<sub>2</sub> during exhalation.”

Mercury Medical **“ONLY ONE”** Solution:



Mercury provides the **ONLY** disposable CO<sub>2</sub> Detector solution for clinicians to meet this NRP guideline for premature infants below 1 kg with the Neo-StatCO<sub>2</sub> <Kg®.

**MercuryMedical**®

Your Need . . . Our Innovation®



Since 1963

## NRP Guidelines:

One of the latest requirements is that every NICU now stock “size one” laryngeal masks for rescue airways. According to the NRP Guidelines, “when you can’t ventilate and can’t intubate, the device may provide a successful rescue airway.” The infant air-Q® was specifically designed for the infant anatomy and the removable connector facilitates intubation.

Mercury Medical **“ONLY ONE”** Solution:



The disposable Infant Size 1, air-Q®, is the Infant Rescue Airway Solution for meeting this equipment requirement.

Babies are not miniature Adults. Infant air-Q was designed anatomically correct for this tiny patient population.

**NOTE:** While in the NICU, it is also a good time to demonstrate the 0.5 size air-Q.



Patient Weight: < 4 kgs

While not in the guidelines yet, NICU clinicians find it ideal as a conduit for surfactant delivery.

---

## NRP Guidelines:

New Manometer: “To ensure that the appropriate pressure is used, a manometer should always be used with a self-inflating or flow-inflating bag.”



**Mercury Medical**®

Your Need . . . Our Innovation®




Since 1963

**AHA Guidelines for Adults & Peds Advanced Airway:**

“Give 1 breath every 6 seconds (10 breaths/min).”

LiteSaver assists clinicians in meeting Breath Rate Guidelines!

**LiteSaver<sup>®</sup>**  
Manometer




**Mercury Medical<sup>®</sup>**

Your Need . . . Our Innovation<sup>®</sup>



Reference: 2015 American Heart Association<sup>®</sup>, Guidelines Update 2015 CPR & ECC, 7272 Greenville Avenue, Dallas, Texas 75231-4596, USA, [www.heart.org](http://www.heart.org)

Since 1963



***Mercury Provides  
Products that Meet  
S.T.A.B.L.E.  
Guidelines***

*Reference: The S.T.A.B.L.E. Program, Guidelines for Neonatal Healthcare Providers - 6th Edition. ©2013 Kristine A. Karlsen.  
All rights reserved, Salt Lake City, S.T.A.B.L.E., Inc., [www.stableprogram.org](http://www.stableprogram.org)*

*S.T.A.B.L.E. - Sugar & Safe Care, Temperature, Airway, Blood Pressure, Lab Work, Emotional Support*

***Mercury***Medical®


Your Need . . . Our Innovation®



Since 1963

## S.T.A.B.L.E. Guideline:

Positive pressure ventilation (PPV) using a bag and mask or T-Piece Resuscitator may be necessary to support the deteriorating infant. (pg. 130)



**Mercury Medical Solution:** Mercury has both self-inflating, flow-inflating bags as well as the Neo-Tee®. **ONLY ONE** Disposable T-Piece Resuscitator allowing affordable devices for every Labor & Delivery and NICU bedside as well as transport needs.

---

## S.T.A.B.L.E. Guideline:

A well-fitting mask will help ensure a good seal. Position the cushioned, anatomically shaped face mask over the mouth and nose. (pg. 132)



**Mercury Medical Solution:** Mercury offers neonatal and infant anatomical face masks that provide a good seal.

**MercuryMedical**®

Your Need . . . Our Innovation®



Since 1963

## S.T.A.B.L.E. Guideline:

Watch for chest rise while squeezing the bag. **Avoid excessive chest rise!** If the heart rate is not increasing or the chest does not rise: Consider an alternative airway – laryngeal mask airway or intubation. (pg. 132)



Disposable 1.0  
Infant air-Q®



Reusable 0.5  
Infant air-Q®

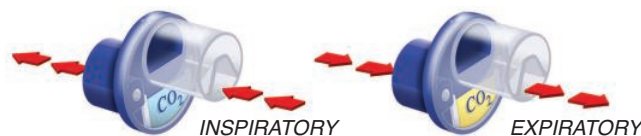
**Mercury Medical Solution:** The infant air-Q® was specifically designed for the infant anatomy and the removable connector facilitates intubation. (Disposable size 1.0 and reusable size 0.5 for preemies are the ultimate intubation solutions.)

---

## S.T.A.B.L.E. Guideline:

Each delivery room, nursery, and emergency department should have a complete set of the items listed below (pgs. 135-136):

- CO<sub>2</sub> Detector (displays a color change when CO<sub>2</sub> is present when the infant exhales)
- Resuscitation Bag
- T-Piece Resuscitator (if available)
- Laryngeal Mask Airway – should be available in the event that intubation is not successful. Sizes vary depending upon the manufacturer and newer generation models may become available for smaller infants. Follow manufacturer instructions for appropriate size selection.



**Mercury Medical Solution:** Mercury provides the only disposable CO<sub>2</sub> Detector solution for premature infants below 1kg in the Neo-StatCO<sub>2</sub> <Kg®. This is the only available disposable solution for these tiny infants. Mercury also has several models of self-inflating and flow-inflating bags as well as the Neo-Tee® T-Piece Resuscitator. As mentioned, air-Q® sizes 1.0 and 0.5 are great options for intubating infants.

**MercuryMedical®**

Your Need . . . Our Innovation®




Since 1963



### **S.T.A.B.L.E. Guideline:**

Immediately check the tube location at the upper lip. One of the most common mistakes when intubating is to insert the ET tube too deeply. Attach a CO<sub>2</sub> Detector and confirm that you see the color change indicating the presence of CO<sub>2</sub> (this signifies the tube is in the trachea). (pgs. 140-141)



**Mercury Medical Solution:** Mercury provides the only disposable CO<sub>2</sub> Detector solution for premature infants below 1kg in the Neo-StatCO<sub>2</sub> <Kg<sup>®</sup>. It performs for 24 hours under 100% humidity.

---

### **S.T.A.B.L.E. Guideline:**

If using a resuscitation bag, use a pressure manometer to measure the delivered peak inspiratory pressure (PIP). (pg 181)




**Mercury Medical Solution:** Optional color-coded manometers are available with Mercury's bags. It's a better alternative than connecting bags with an external manometer that may be broken, uncalibrated or not available during an emergency. External manometers are not MR conditional either. Mercury does have MR conditional manometers on its NuFLO<sub>2</sub><sup>®</sup> product family.

---

### **S.T.A.B.L.E. Guideline:**

Note page 305 depicts a Neo-Tee<sup>®</sup> Infant T-Piece Resuscitator as part of the training in the slide show.



Mercury Medical® provides all of these Airway Management Solutions for complying with the latest Neonatal Resuscitation Guidelines.

Please visit the Mercury Medical website, or call the Customer Service Department for additional Product Information.

[www.mercurymed.com](http://www.mercurymed.com)  
800.835.6633 / 727.573.0088

---

**Mercury Medical**®

Your Need . . . Our Innovation®



Since 1963