

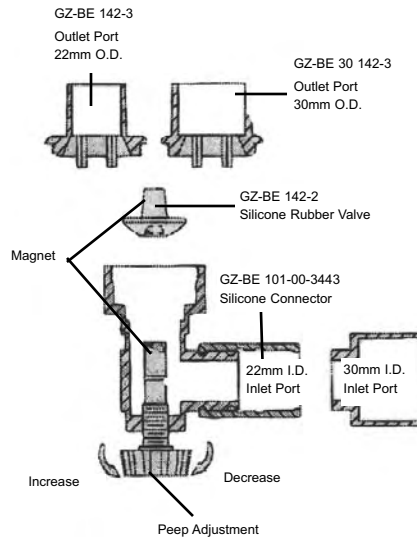
Peep Valves

Adjustable Magnetic PEEP Valves


- Reusable.
- Easy to operate, effective regardless of position.
- Designed for use with ventilators and any other systems where PEEP or CPAP is required.
- Transparent to allow visual inspection of performance.
- Monitors Tidal Volume by connecting ventilation meter to outlet port.
- PEEP range from 3 to 20 cm H₂O pressure.



Replacement
Outlet Ports



GZ-BE 142
Magnetic
PEEP Valve
with 22mm
I.D.inlet x
22mm O.D.
outlet ports



GZ-BE 30-142
Magnetic
PEEP Valve
with 30mm I.D.
inlet x 30mm
O.D. outlet
ports

GZ-BE 142-3

Amber 22mm O.D.
outlet port for
GZ-BE-142 series
PEEP valves

GZ-BE 30-142-3

Amber 30mm O.D.
outlet port for
GZ-BE-30-142 series
PEEP valves

Caution: Although the adjustable PEEP Valve can be used in any position, PEEP pressure may vary according to position. This is a uni-directional PEEP valve. Be sure its flow direction is consistent with the expiratory flow. PEEP must be monitored during use.



10-55330



PEEP VALVE (disposable) - 12/Box

- 30mm female fitting
- 0 - 20cm H₂O (mbar) adjustable range
- Single-patient-use
- Includes 22mm male adapter
- When using PEEP, the patient's condition should be monitored and PEEP pressure verified with a manometer.

- Use an MR system with a static magnetic field of 1.5 Tesla or less
- Use an MR system with a spatial gradient of 450 gauss/cm or less

AMBU PEEP VALVES (reusable)

19-00378A

Adult, PEEP valve 10, 30mm female


19-00378B

Baby, PEEP valve 10, 22mm




PEEP VALVE ADAPTERS


GZ-BE190




GZ-BE191



- Reusable
- Adapt Pre-Set PEEP valves to 22mm corrugated tubing



GZ-BE192



GZ-BE193

GZ-BE 190

Adapter with 30mm O.D. x 22mm O.D.

GZ-BE191

Adapter with 30mm I.D. x 22mm I.D.

GZ-BE192

Adapter with 30mm O.D. x 22mm I.D.

GZ-BE193

Adapter with 30mm I.D. x 22mm O.D.