


# Cylinder Mounts

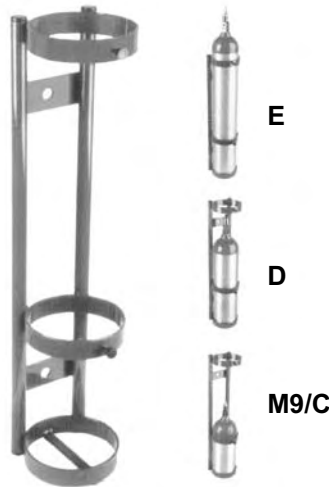
All models available in chrome plating or environmentally safe color coatings.  
When specifying chrome add "C" after the first number - (#66-6C10WM)

**MODEL #66-610WM** is a D or E size cyl. wall mount that can be attached to a crash cart or any solid surface. Two ring frame with a height of 14".



**#66-610WM**  
HEIGHT: 14" DEPTH: 5"  
WIDTH: 5" WEIGHT: 4 lbs.

**MODEL #66-610WM-3R** is a M9, C, D or E size cyl. wall mount that can be attached to a crash cart or any solid surface. Three ring frame with a height of 22".



**#66-610WM-3R**  
HEIGHT: 22" DEPTH: 5"  
WIDTH: 5" WEIGHT: 6 lbs.

**MODEL #66-610WM-C** is a C or M9 size cyl. wall mount that can be attached to a crash cart or any solid surface. Two ring frame with a height of 8".



**#66-610WM-C**  
HEIGHT: 8" DEPTH: 5"  
WIDTH: 5" WEIGHT: 2 lbs.

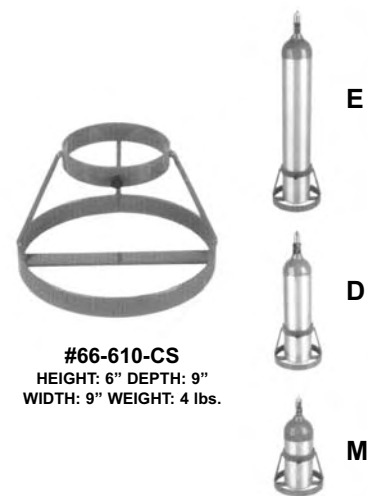
**MODEL #66-610H** is a D or E size cyl. stand designed to stand alone, be hand carried, laid down or hung on a gurney or wall for emergency applications.



**#66-610H**  
HEIGHT: 14" DEPTH: 5"  
WIDTH: 5" WEIGHT: 4 lbs.



**MODEL #66-610-CS** is a cylinder stand designed to hold a M7, M9, C, D or E size tank on a hard flat surface.



**#66-610-CS**  
HEIGHT: 6" DEPTH: 9"  
WIDTH: 9" WEIGHT: 4 lbs.