

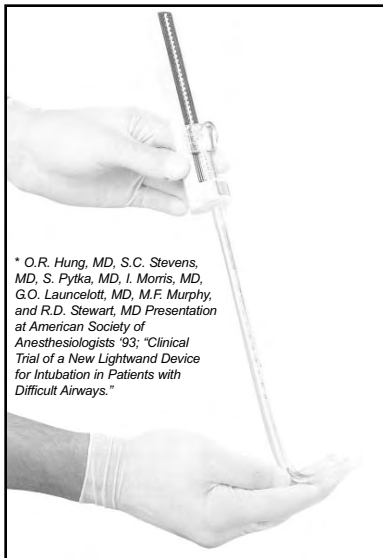
Stylets

TRACHLIGHT™ Stylet and Tracheal Lightwand



*This light-guided oral and nasal intubation device has an impressive 99% success rate... with an average time to intubate of less than 25 seconds!** Reusable handle and multi-use wands for adult, child and infant make Trachlight the bright choice for difficult and routine airways!

Based upon the principle of transillumination of the soft tissues of the neck, the Trachlight device facilitates intubation even in the most challenging patients.



* O.R. Hung, MD, S.C. Stevens, MD, S. Pytko, MD, I. Morris, MD, G.O. Launcelott, MD, M.F. Murphy, and R.D. Stewart, MD Presentation at American Society of Anesthesiologists '93; "Clinical Trial of a New Lightwand Device for Intubation in Patients with Difficult Airways."

Trachlight Reusable Handles are used with non-sterile Multi-Use Wands

- #07-621000 Trachlight Handle
- #07-621130 Trachlight Wand, Adult Multi-Use (pkg. 10)
- #07-621140 Trachlight Wand, Child Multi-Use (pkg. 10)
- #07-621150 Trachlight Wand, Infant Multi-Use (pkg. 10)

Economical Starter Packs Include: 1 Handle, 1 pkg. of Wands, and an In-Service Training Video (CD Rom)

- #07-621305 Trachlight Adult Multi-Use Starter Pack
- #07-621325 Trachlight Child Multi-Use Starter Pack
- #07-621345 Trachlight Infant Multi-Use Starter Pack
- #07-621010 Replacement Battery Cap for Handle
- #07-621190 Trachlight In-Service Training Video (CD Rom)

Intubation Stylets

FEATURES

Shore Medical Intubation Stylets are the most adaptable, cost-effective stylets available on the market. Each stylet contains malleable wire encased in a specially designed PVC sheath which allows the Shore Medical Stylet to be used in a wide range of Endotracheal Tube (ETT) sizes while still maintaining the shape you require. With just two stylet sizes in your inventory, all ETT sizes are covered, simplifying inventory control and ordering.

A uni-directional end cap doesn't permit the stylet to advance forward during the intubation process, significantly lowering the risk of unnecessary trauma to the patient. Simply install the stylet into the ETT and engage the uni-directional end cap onto the 15mm ETT connector. Draw the frosted PVC coated wire back to the desired location, shape the ETT, and you are ready to intubate. This assures a procedure that is fast, efficient, and—most importantly—safe.


- PVC frosted-finish sheath reduces friction between stylet and Endotracheal Tube
- Single use
- Two sizes cover all ETT tube sizes
- Safety end cap prevents stylet from advancing during intubation
- Cost-effective
- Reduced diameter facilitates post-intubation removal



ORDERING INFORMATION AND TECHNICAL DATA

Item No.	Description	O.D. Size	Recommended for Tube Sizes I.D.	Box Qty.
#IA-S 1000	Adult Stylet w/stop	9Fr	4.5mm-10.0mm	20
#IA-S 5000	Pediatric Stylet w/stop	6Fr	2.5mm-4.0mm	20
#IA-S 1000NC	Adult Stylet w/o stop	9Fr	4.5mm-10.0mm	20
#IA-S 5000NC	Pediatric Stylet w/o stop	6Fr	2.5mm-4.0mm	20

Stylets



#0020-SLOT Orotacheal Illuminated Stylet

#0020-PDOT Pediatric Illuminated Stylet

Features:

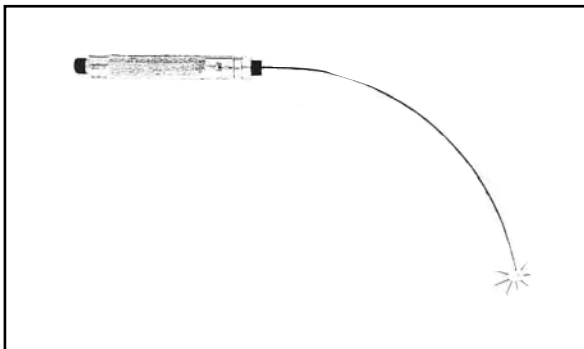
- Aids in the proper placement of endotracheal tubes.
- Effectively illuminates the soft tissues of the neck.
- Provides minimal neck flexion in trauma cases. Aids in blind intubation.
- Sterile single-patient use.

The Orotacheal and Nasotracheal Lighted Intubation Stylet assists in the visualization required for the proper placement of endotracheal tubes. By using the lighted stylet, the user is assured of the correct placement of the endotracheal tube when a bright glow in the midline of the laryngeal prominence is seen.

The lighted Nasotracheal Stylet has an adjustable endotracheal tube adapter for use with a variety of tubes.

The pediatric Illuminated Stylet will fit comfortably into a 4.5 intubation tube, and with lubrication into a 4.0 tube.

LIGHTED INTUBATION STYLETS



#19-00469 Fiber Optic Malleable Lighted Stylet, Adult

#19-00470 Fiber Optic Malleable Lighted Stylet, Pediatric

The Fiber Optic Malleable Lighted Stylet provides illumination during intubation and also incorporates the features of a malleable stylet. With the benefits of fiber optics, the bulb is securely encased in the handle. The lighted Malleable stylet assists in the visualization required for the proper placement of the tracheal tube during intubation and effectively illuminates the soft tissue of the neck.

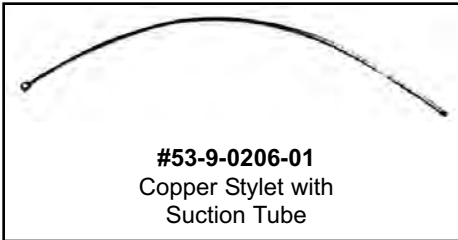
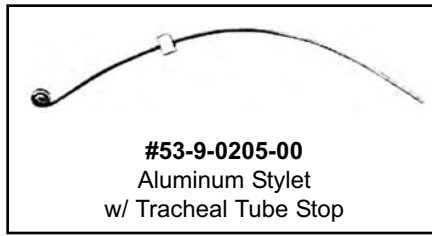
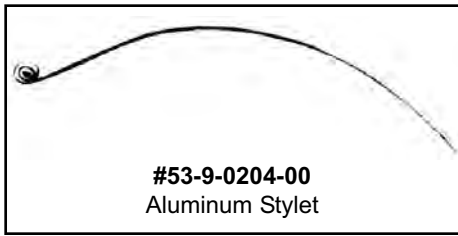
Uses 2 AA Batteries (#72-MN1500)

Replacement Stylets

#19-004691 Adult Length 36cm Min. Tube Sz. 5.0mm

#19-004701 Pediatric Length 25cm Min. Tube Sz. 3.0mm

Stylets



THE PORTEX BLUE LINE™

INTUBATION STYLETS feature a satin-smooth coating and are available in three sizes for: 2.5 - 4.5mm, 5.0 - 7.5mm and 7.5 - 10.0mm endotracheal tubes. The Portex Tracheal Tube Introducer and Guides are designed to simplify difficult intubations, especially when blind intubations and tracheal tube exchanges are performed.

PORTEX BLUE LINE INTUBATION STYLETS

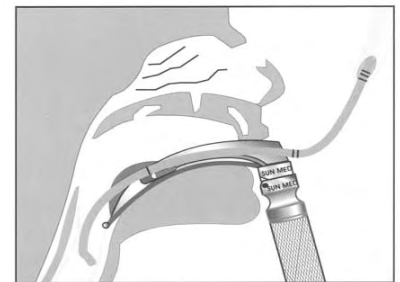
- #04-103005** Sizes 5.0 - 7.5mm 10/bx
- #04-103006** Sizes 7.5 - 10.0mm 10/bx
- #04-103004** Sizes 2.5 - 4.5mm 10/bx



Endotracheal Tube Guides

ENDOTRACHEAL TUBE INTRODUCER (BOUGIE)

- Sterile, disposable & latex free
- Manufactured from low density polyethylene (provides proper stiffness for ease of insertion)
- Calibrated (distance of insertion easily observed for safety)
- Coude tip (facilitates insertion in adults)
- Fits in 6mm to 11mm tubes



Item No.	Description	Box
#53-9-0212-70	Endotracheal Tube Introducer, 15FR x 70cm w/Coupe tip	10
#53-9-0212-71	Endotracheal Tube Introducer, 15FR x 70cm w/Coupe tip	100
#53-9-0212-72	Endotracheal Tube Introducer, 15FR x 70cm w/Straight tip	10
#53-9-0212-73	Endotracheal Tube Introducer, 15FR x 70cm w/Straight tip	100
#53-9-0211-70	Endotracheal Tube Introducer — Pediatric	10



STYLETS - DISPOSABLE

Slick® Disposable Endotracheal Stylet

Sterile	Length			
<ul style="list-style-type: none"> • Color coated • Plastic coated Malleable metal core • Coated for easy withdrawal • Single Use 	30cm	#12-502501	6F	20/Box
	44cm	#12-502503	10F	20/Box
	45cm	#12-502505	12F	20/Box
	45cm	#12-502507	14F	20/Box



Slick® Disposable Endotracheal Stylet

Sterile	Length			
<ul style="list-style-type: none"> • Nylon-coated wire • Malleable • Sureloc® Stop helps maintain desired length for patient safety • Handle forming capability for better grip • Single Use 	32cm	#12-503106	6F	25/Box
	42cm	#12-503108	8F	25/Box
	45cm	#12-503110	10F	25/Box



Endotracheal Tube Stylets

Introducer Non-Sterile	• Ruschelit® PVC sheath	40cm	#12-503000-20	2.0mm	10/bx
	• Smooth surface	40cm	#12-503000-26	2.6mm	10/bx
	• Malleable	45cm	#12-503000-33	3.3mm	10/bx
	• Soft, flexible tip	45cm	#12-503000-43	4.3mm	10/bx
		50cm	#12-503000-56	5.6mm	10/bx

A loop can be formed at the connector end to give a fixed length.